

barrier reef pools



























n e w z e a l a n d



w w w . b a r r i e r r e e f p o o l s . c o . n z

barrier reef pools new zealand



| | | | | | | | |
|--|---|--|---|---|---|--|--|
|  <p>Pacific 11</p> <p>Length 11.50m Width 4.30m Shallow end 1.16m Deep end 1.75m</p> |  <p>Pacific 10</p> <p>Length 10.50m Width 4.30m Shallow end 1.16m Deep end 1.70m</p> |  <p>Pacific 9</p> <p>Length 9.50m Width 4.30m Shallow end 1.16m Deep end 1.64m</p> |  <p>Pacific 8</p> <p>Length 8.50m Width 4.30m Shallow end 1.16m Deep end 1.59m</p> |  <p>Pacific 7</p> <p>Length 7.50m Width 3.49m Shallow end 1.16m Deep end 1.54m</p> |  <p>Pacific 6</p> <p>Length 6.50m Width 3.49m Shallow end 1.16m Deep end 1.49m</p> | | |
|  <p>Grande 10</p> <p>Length: 10.70m Width 4.20m Shallow end 1.20m Deep end 1.75m</p> |  <p>Grande 9</p> <p>Length 9.70m Width 4.20m Shallow end 1.20m Deep end 1.68m</p> |  <p>Grande 8</p> <p>Length 8.70m Width 4.20m Shallow end 1.20m Deep end 1.62m</p> |  <p>Grande 7</p> <p>Length 7.0m Width 3.45m Shallow end 1.20m Deep end 1.51m</p> |  <p>Swim Spa</p> <p>Length 5.20m Width 2.60m Shallow end 1.18m Deep end 1.50m</p> |  <p>Milano</p> <p>Length 7.0m Width 3.25m Flat 1.35m</p> |  <p>Courtyard Pool</p> <p>Length 4.59m Width 3.48m Depth 1.35m</p> | |
|  <p>Arlington</p> <p>Length 10.3m Width 4.3m Shallow end 1.26m Deep end 1.85m</p> |  <p>Sudbury</p> <p>Length 8.85m Width 4.2m Shallow end 1.26m Deep end 1.81m</p> |  <p>Michaelmas</p> <p>Length 7.5m Width 4.2m Shallow end 1.23m Deep end 1.67m</p> |  <p>Majestic 10</p> <p>Length 10.5m Width 4.40m Shallow end 1.20m Deep end 1.90m</p> |  <p>Majestic 9</p> <p>Length 9.5m Width 4.40m Shallow end 1.17 Deep end 1.86m</p> |  <p>Majestic 8</p> <p>Length 8.5m Width 4.40m Shallow end 1.13m Deep end 1.82m</p> | | |
|  <p>Opal</p> <p>Length 6.5m Width 3.5m Shallow end 1.15m Deep end 1.51m</p> |  <p>Oyster</p> <p>Length 7.5m Width 3.49m Shallow end 1.1m Deep end 1.59m</p> |  <p>Pixie</p> <p>Length 4.9m Width 3.0m Depth 1.2m</p> |  <p>Horse-shoe Spa</p> <p>Length 2.9m Width 2.8m Depth 1.0m</p> |  <p>Oval Spa</p> <p>Length 2.6m Depth 1.0m</p> |  <p>Olympic</p> <p>Length 7.0m Width 3.45m Shallow end 1.10m Deep end 1.51m</p> |  <p>St Crispin</p> <p>Length 6.80m Width 3.50m Shallow end 1.17m Deep end 1.50m</p> |  <p>Indulgence</p> <p>Length 6.80m Width 3.50m Deep end 1.50m Shallow end 1.17m</p> |



Ocean Shimmer



Indigo Shimmer

OCEAN/INDIGO
New Zealand stock colours



Jade Shimmer



Electric Blue



Midnight Shimmer



Sandstone Shimmer

These colours are available on order. *Special conditions apply POA.

Colour variations may occur.
Please refer to your agent. All measurements are actual shell sizes and may vary insitu. Pool shells are all fitted with a hydrostatic valve. Barrier Reef Pools does not recommend diving boards.

BARRIER REEF POOLS
PH: 0800 455 755